

City and Hackney: Vaccine Programme Update for HiH

31st March 2021



Where we are and progress to date

- **As of 16th March 2021:**

- Cohort 1-4: **75%**
- Cohort 1-6: **69%**

- **Dependable factors to be aware of:**

- Vaccine supply
- Staffing

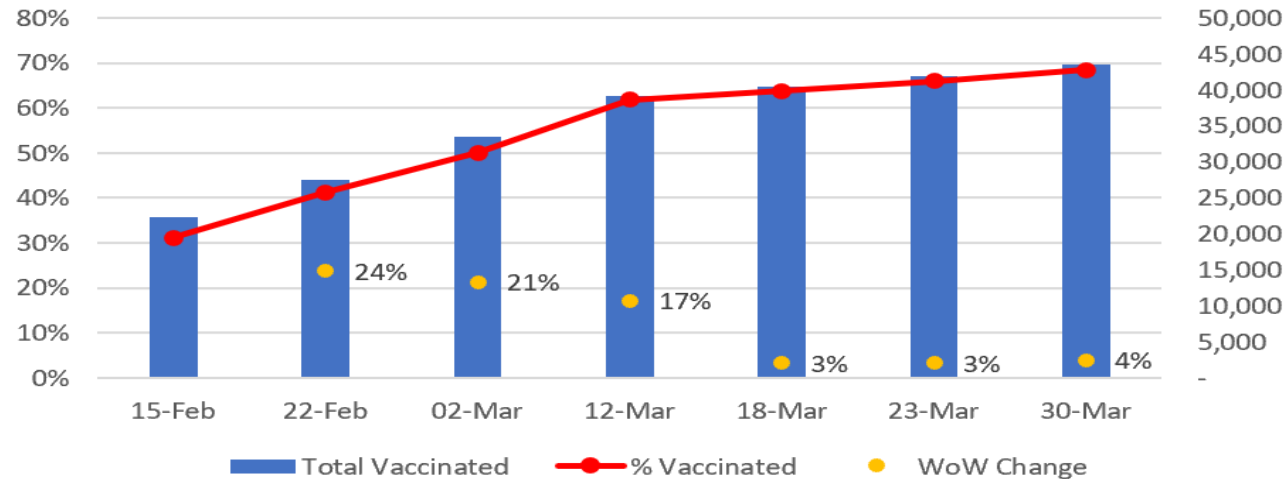
- **Local sites currently operating:**

- Primary Care - John Scott and Bocking Street
- 4 x Pharmacy sites (Fleet Street opening this week for City)
- Mass vax sites
- Homerton/ Barts Hospital hubs for staff

Week on week progress

| | 15-Feb | 22-Feb | 02-Mar | 12-Mar | 18-Mar | 23-Mar | 30-Mar |
|-------------------------|--------|--------|--------|--------|--------|--------|--------|
| % Vaccinated | 31% | 41% | 50% | 62% | 64% | 66% | 69% |
| Total Vaccinated | 22,259 | 27,552 | 33,433 | 39,176 | 40,489 | 41,860 | 43,534 |
| WoW Change | | 24% | 21% | 17% | 3% | 3% | 4% |
| Total Cohort(s) | 71,485 | 66,705 | 66,732 | 63,369 | 63,416 | 63,492 | 63,546 |

Cohorts 1,2,3,4,5,6



- There is a huge local partnership (LBH, CoL, Public Health, NHS, community champions, voluntary sector) effort underway to understand why some of our residents are choosing not to be vaccinated and finding solutions to get them booked in – the C&H Covid-19 vaccine communications, engagement and insight task and finish group (set up in February 2021) leads on this work with input from the Vaccine Steering Group
- Key themes underpinning this are lack of accessible information (including in community languages), fear of side effects, lack of digital literacy, hesitancy to travel to vaccination sites and wider, longstanding issues around health inequalities and trust in the statutory sector

Vaccination of JCVI priority cohorts

WoW changes (Cohort 4 & 6)

Source: NEL Covid vaccination: Invite & uptake coded in Primary care
 Updated: 30/03/2021



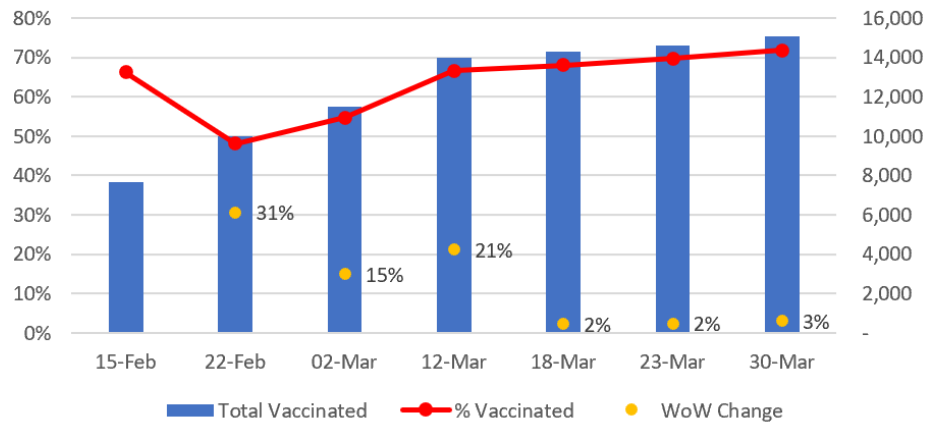
Cohort 4

| | 15-Feb | 22-Feb | 02-Mar | 12-Mar | 18-Mar | 23-Mar | 30-Mar |
|------------------|--------|--------|--------|--------|--------|--------|--------|
| % Vaccinated | 66% | 48% | 55% | 67% | 68% | 70% | 72% |
| Total Vaccinated | 7,668 | 10,018 | 11,514 | 13,961 | 14,276 | 14,621 | 15,081 |
| WoW Change | | 31% | 15% | 21% | 2% | 2% | 3% |
| Total Cohort(s) | 11,572 | 20,840 | 21,032 | 20,964 | 20,984 | 20,990 | 20,983 |

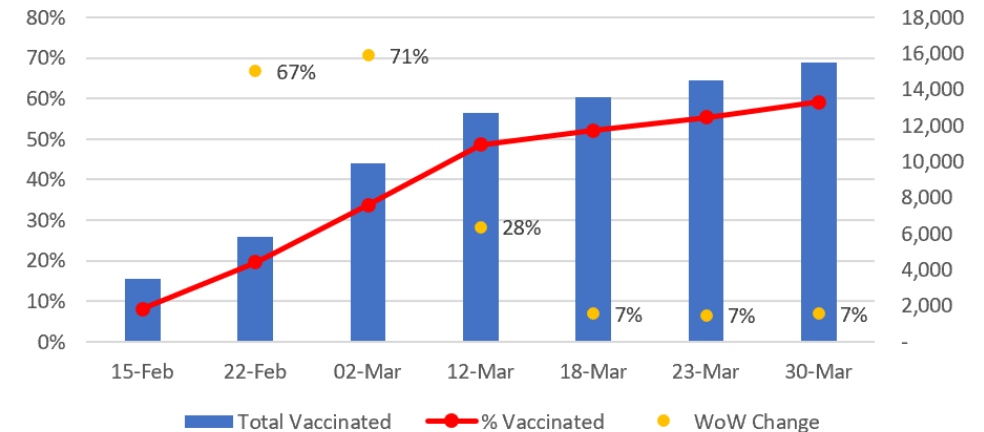
Cohort 6

| | 15-Feb | 22-Feb | 02-Mar | 12-Mar | 18-Mar | 23-Mar | 30-Mar |
|------------------|--------|--------|--------|--------|--------|--------|--------|
| % Vaccinated | 8% | 20% | 34% | 49% | 52% | 55% | 59% |
| Total Vaccinated | 3,476 | 5,798 | 9,902 | 12,708 | 13,602 | 14,492 | 15,492 |
| WoW Change | | 67% | 71% | 28% | 7% | 7% | 7% |
| Total Cohort(s) | 42,908 | 29,607 | 29,424 | 26,119 | 26,135 | 26,174 | 26,219 |

Cohorts ,,,4,,



Cohorts ,,,,6

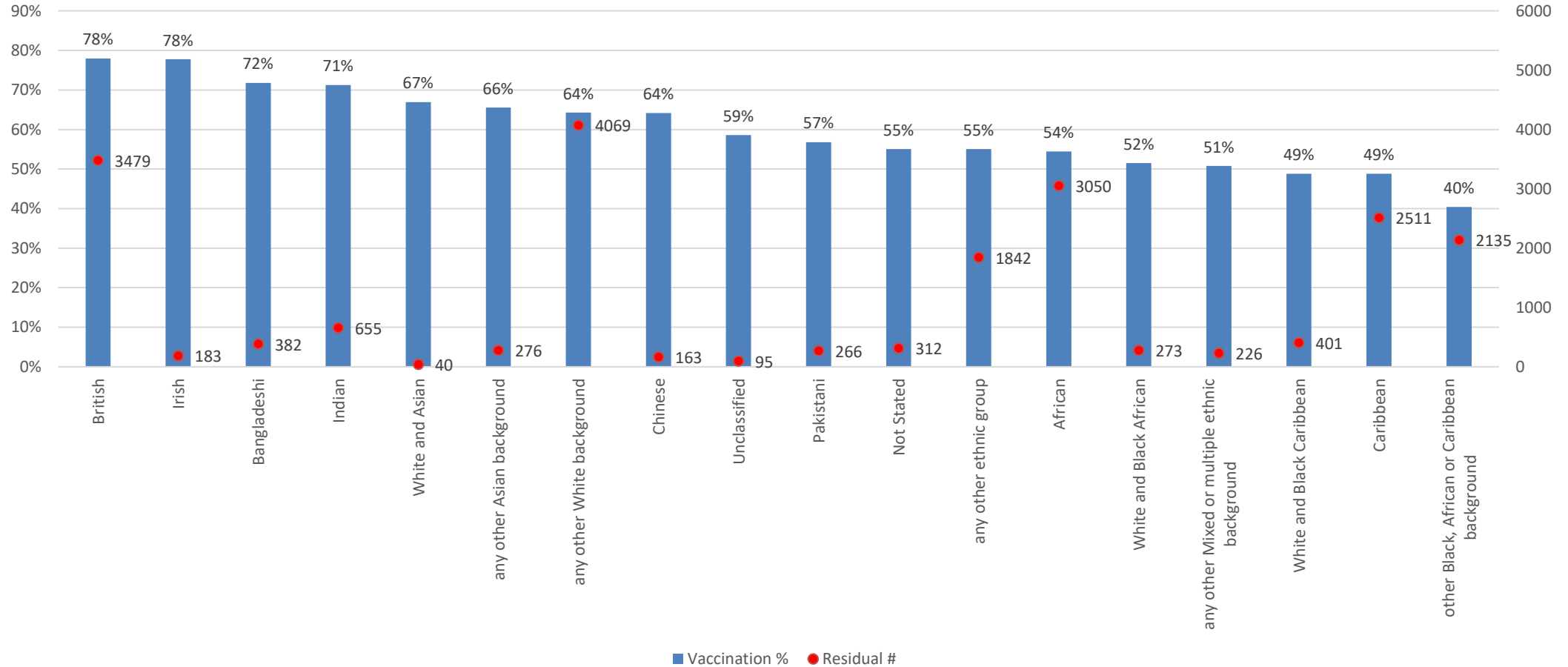


Uptake broken down by ethnicity

Updated: 16/03/2021

Source: CEG ethnicity dashboard (used back data to create visualisation)

Cohorts 1-6 (City & Hackney)



What we're doing

***Please see appendix for more detailed overview of the below**

As a local system (LBH, CoL, Public Health, NHS, local voluntary sector, community champions), we have submitted a bid to NHS E for additional funding to support the outreach work that is already underway. This work will be taking place over the next 2-6 weeks and includes:

- ***Additional community vaccination clinics at local sites or appropriate community settings based on insight/ uptake data:***
 - Targeted community engagement and outreach project with CAN and SWIM for our black communities is confirmed – vaccination clinics to take place **w/c 12th April** with support from Excel vaccine team at Pembury Centre
 - Identifying places of worship (local mosques) to hold vaccination clinics – **Friday 9th April** has been confirmed following prayers prior to Ramadan (12th April), has been confirmed at North London Mosque
 - Further clinics for our Turkish/ Kurdish and Chinese communities being explored
- ***Walk in clinics at John Scott (including for undocumented residents):***
 - First walk in clinic is being set up for **Sunday 11th April** for all cohorts 1-9
- ***Additional community conversation events including based on insight/ uptake data:***
 - Community Conversation aimed at out South Asian residents on **1st April**
- ***Vaccination information bus which will result in booking residents in for vaccinations:***
 - Commissioning of moving bus to provide information and book residents into appointments
 - Route/ locations to stop based on uptake data and places of worship etc. – community champions to provide support
- ***Door to door visits:***
 - Welfare check and visit to non-responders in partnership with LA, using cross matched shielding, social care and unvaccinated list
- ***Standardisation and increase call/ recall at Practice level particularly for cohorts 4&6:***
 - Provide additional resource for clinicians/care navigators to telephone patients, address any concerns and book appointments
- ***Potential for a roving bus/ mobile vaccination team:***
 - Focus on high density social housing estates and to include multigenerational vaccination if permitted
- ***Refreshed comms campaign:***
 - For residents with a particular focus on our communities – translating of materials, working with community champions, refugee/ migrant groups
 - Campaign to also be developed for local workforce – in particular our care sector